

How to Review the Current Daily Rate via TPO Portal

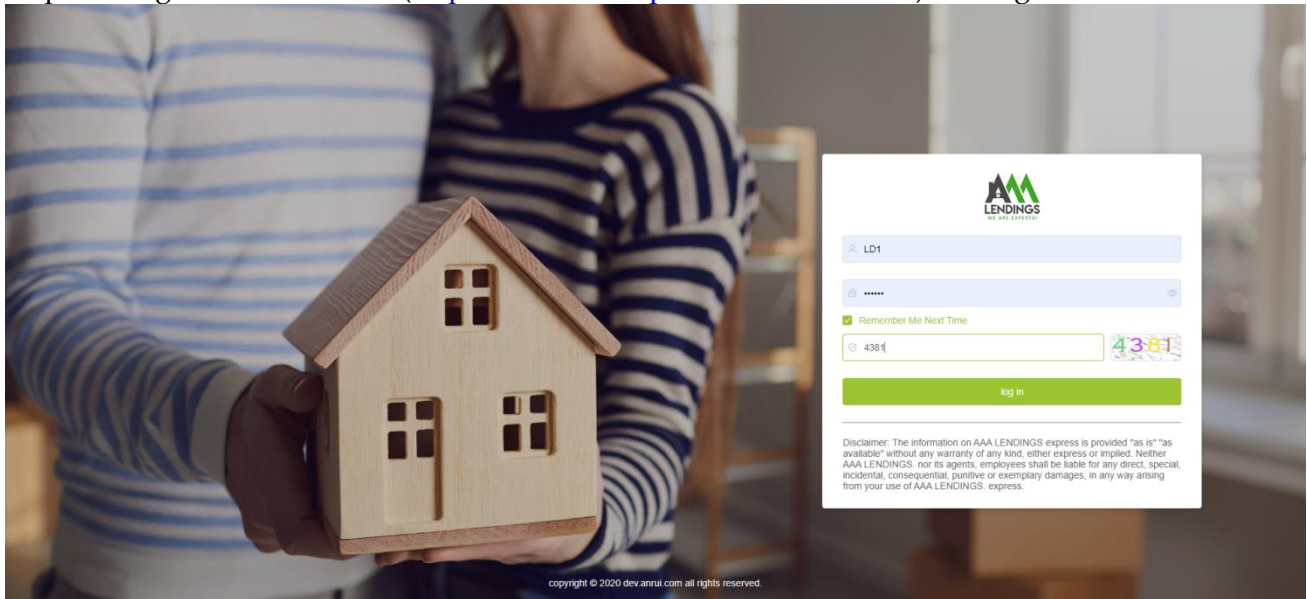
Thank you for choosing AAA LENDINGS. It is our goal to provide you with the best possible service. Please use this guide to help with the loan process about how to view the daily rate sheet via TPO Portal.

If you have any questions, please contact your Account Executive or Loan Coordinator (coordinator@aaalendings.com).

Note: If you do not know how to view the daily rate sheet in TPO Portal, you can also email your question to Lock Desk Department (lockdesk@aaalendings.com) for help.



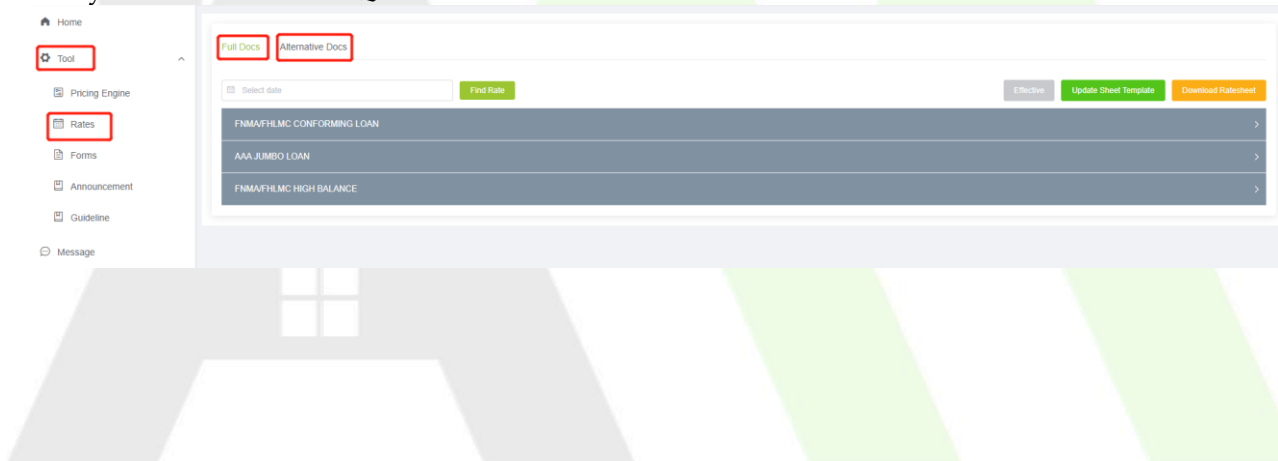
Step1. Navigate to TPO Portal (<https://main.aaacapitalinvestment.com>) and login in.



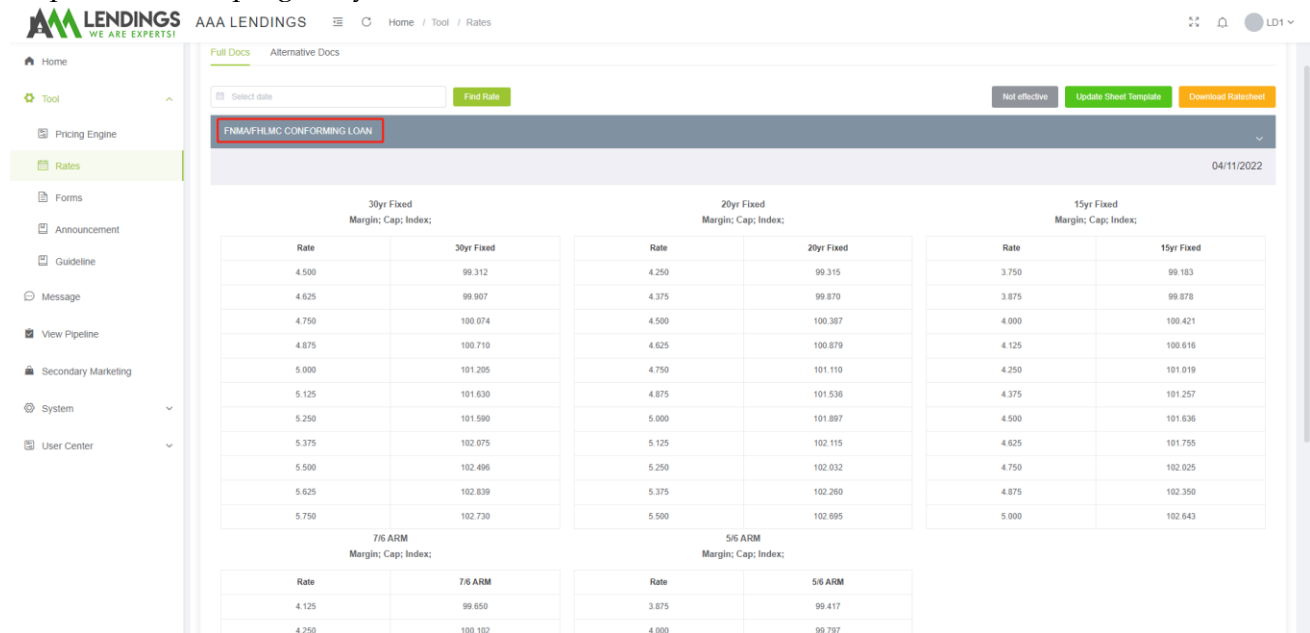
Step2. Select the 'Rates' button from the Navigation Bar.

Choose your document type:

- If your loan is a QM loan, please click the "Full Docs" button,
- If your loan is an Non QM loans click the "Alternative Docs" button.



Step3. Chose the program you want.



AAA LENDINGS WE ARE EXPERTS! AAA LENDINGS Home / Tool / Rates

Full Docs Alternative Docs

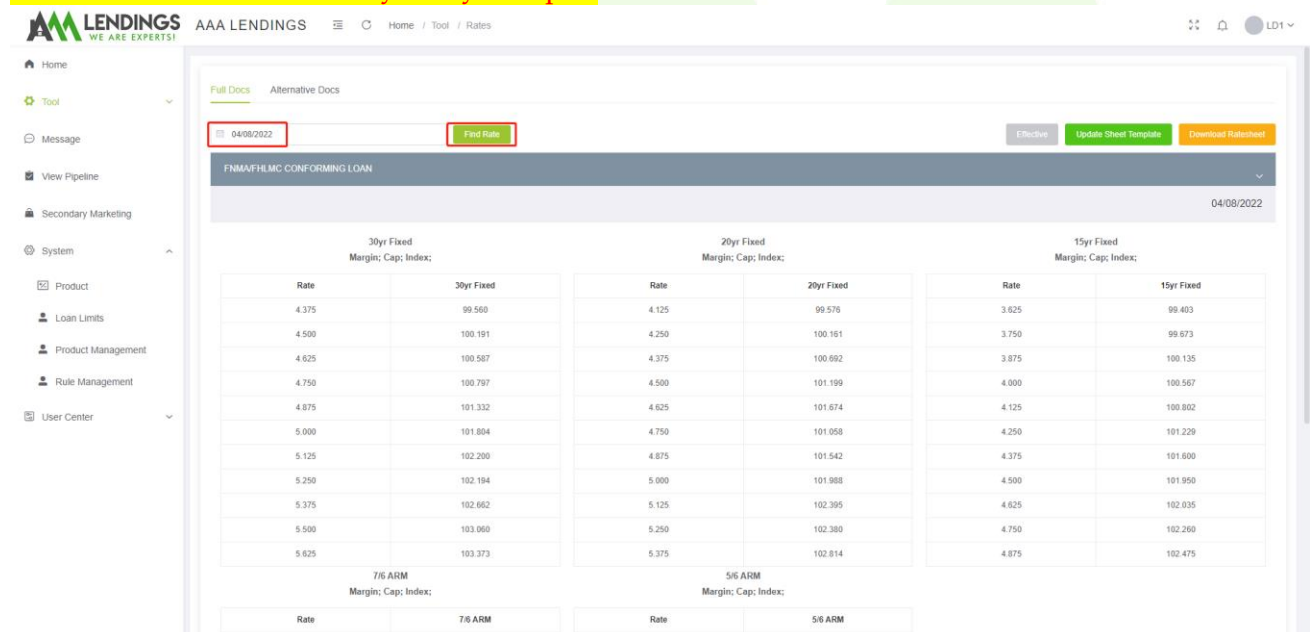
Select date Find Rate Not effective Update Sheet Template Download Ratesheet

FNM/FHLMC CONFORMING LOAN 04/11/2022

30yr Fixed Margin; Cap; Index;		20yr Fixed Margin; Cap; Index;		15yr Fixed Margin; Cap; Index;	
Rate	30yr Fixed	Rate	20yr Fixed	Rate	15yr Fixed
4.500	99.312	4.250	99.315	3.750	99.183
4.625	99.907	4.375	99.870	3.875	99.878
4.750	100.074	4.500	100.387	4.000	100.421
4.875	100.710	4.625	100.879	4.125	100.616
5.000	101.205	4.750	101.110	4.250	101.019
5.125	101.630	4.875	101.536	4.375	101.257
5.250	101.590	5.000	101.897	4.500	101.636
5.375	102.075	5.125	102.115	4.625	101.755
5.500	102.496	5.250	102.032	4.750	102.025
5.625	102.839	5.375	102.260	4.875	102.350
5.750	102.730	5.500	102.695	5.000	102.643

7/6 ARM Margin; Cap; Index;		5/6 ARM Margin; Cap; Index;	
Rate	7/6 ARM	Rate	5/6 ARM
4.125	99.650	3.875	99.417
4.250	100.102	4.000	99.797

Note1. If you want to check the previous rate, please choose the date the click "Find Rate" button. The results would be that day rate you input.



AAA LENDINGS WE ARE EXPERTS! AAA LENDINGS Home / Tool / Rates

Full Docs Alternative Docs

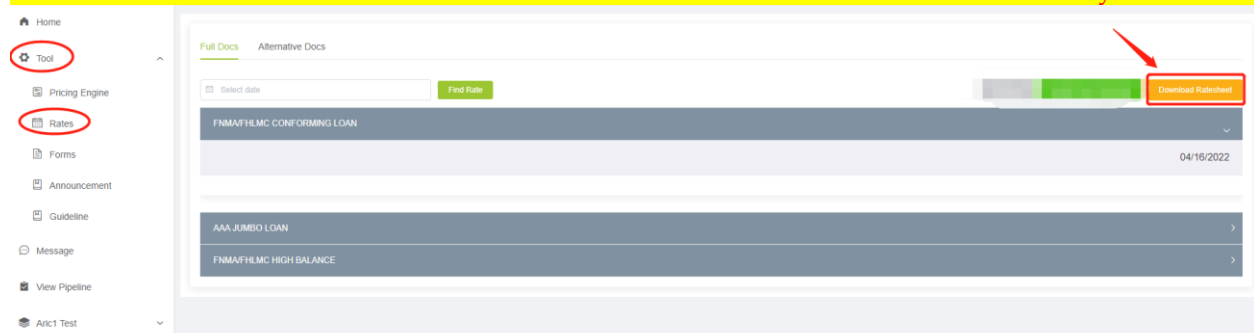
04/08/2022 Find Rate Effective Update Sheet Template Download Ratesheet

FNM/FHLMC CONFORMING LOAN 04/08/2022

30yr Fixed Margin; Cap; Index;		20yr Fixed Margin; Cap; Index;		15yr Fixed Margin; Cap; Index;	
Rate	30yr Fixed	Rate	20yr Fixed	Rate	15yr Fixed
4.375	99.560	4.125	99.576	3.625	99.403
4.500	100.191	4.250	100.161	3.750	99.673
4.625	100.587	4.375	100.692	3.875	100.135
4.750	100.797	4.500	101.199	4.000	100.567
4.875	101.332	4.625	101.674	4.125	100.802
5.000	101.804	4.750	101.058	4.250	101.229
5.125	102.200	4.875	101.542	4.375	101.600
5.250	102.194	5.000	101.988	4.500	101.950
5.375	102.662	5.125	102.395	4.625	102.035
5.500	103.060	5.250	102.380	4.750	102.260
5.625	103.373	5.375	102.814	4.875	102.475

7/6 ARM Margin; Cap; Index;		5/6 ARM Margin; Cap; Index;	
Rate	7/6 ARM	Rate	5/6 ARM

Note2: You can also click "Download Ratesheet" button to download the current day rate sheet.



AAA LENDINGS WE ARE EXPERTS! AAA LENDINGS Home / Tool / Rates

Full Docs Alternative Docs

Select date Find Rate Download Ratesheet

FNM/FHLMC CONFORMING LOAN 04/16/2022

AAA JUMBO LOAN

FNM/FHLMC HIGH BALANCE